

*First Co.*

# WHSC


*Thru-the-wall Split Unit*

1.0 thru 2.5 Tons

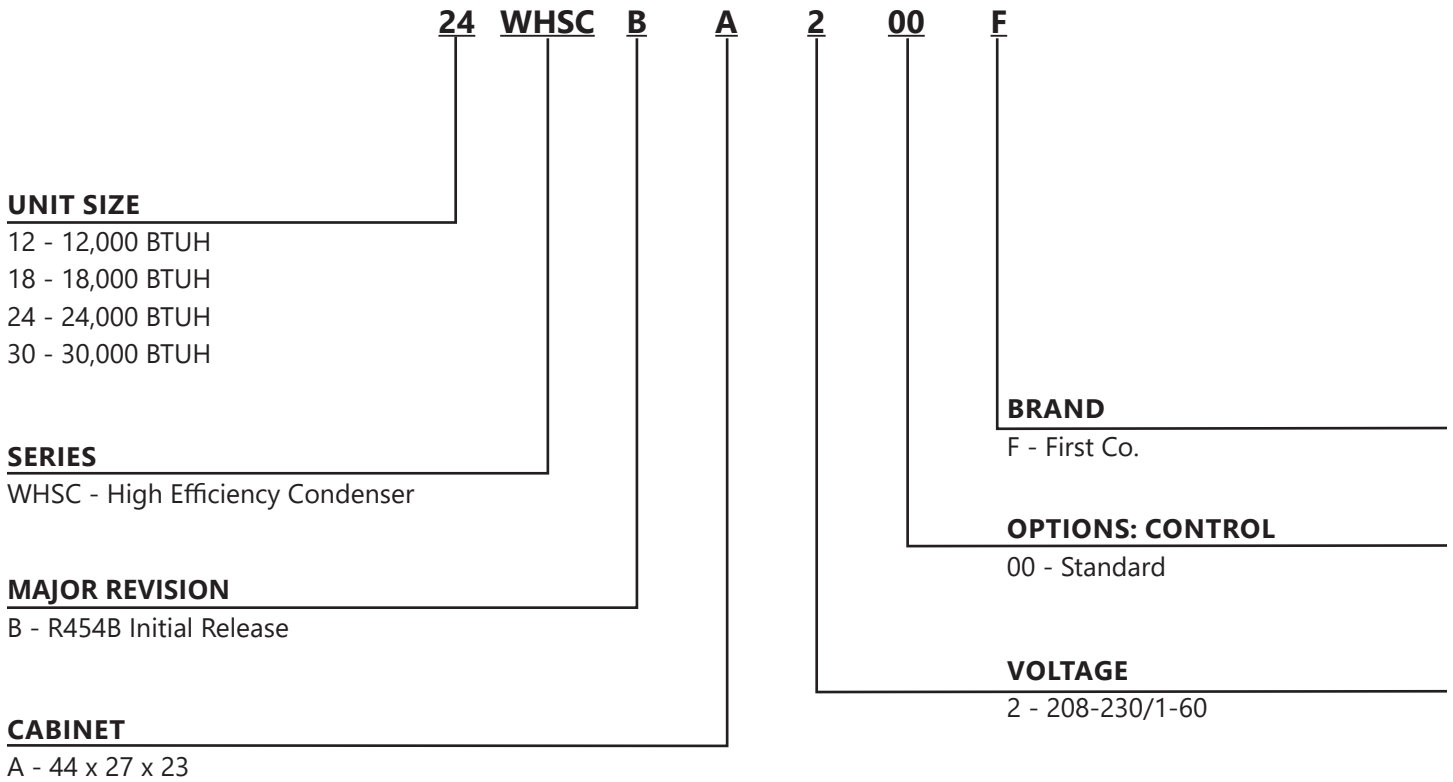
Up to 14 SEER

ECM Motor

R454B



# NOMENCLATURE



---

# WHSC

## APPLICATION

The space and cost saving features of through-the-wall split condensing units continue to be important to architects, engineers, multi-family developers, and today's projects demand higher efficiency equipment.

The WHSC achieves its efficiency by using the industry's latest state-of-the-art components, such as ECM motors, high efficiency compressors, and enhanced coil technology. In addition, the condensing unit's unique propeller-type fan blade operates at a slower speed and is much quieter than traditional squirrel cage type blowers.

## FEATURES

- High efficiency ECM motor.
- Unique cabinet design - unit side panels fit inside the base pan to improve water containment on the sides of the cabinet.
- High efficiency scroll or reciprocating R-454B compressor.
- High pressure switch.
- Propeller type fan with ECM motor - Moves more air at lower operating watts than standard "squirrel cage" type blower.
- Lower RPM fan motor - Much quieter operation.
- Factory charged with R-454B refrigerant - charge will need to be field adjusted.
- Sloped base pan - Positive water drainage from the unit to the building exterior.
- Plastic coated coil guard.
- Cabinet has a durable, baked on powder coating.

## THROUGH-THE-WALL VS CONVENTIONAL CONDENSING UNITS

- Lower Installation Costs - WHSC condensing units install on the same floor as the apartment, townhome, or condominium resulting in considerable first cost savings in refrigerant, refrigerant piping, and electrical wiring compared to condensing units installed on the ground or roof.
- Easier to Service - Being located on the same floor as the apartment, town home, or condominium, service and routine maintenance of the WHSC is much easier and can be performed by one person.
- Through the wall units eliminate theft.
- No costly landscaping needed to hide the units.
- No condensing unit support pads required.
- No additional roof support expenses.
- No chaseways to roof or ground needed for refrigerant lines.

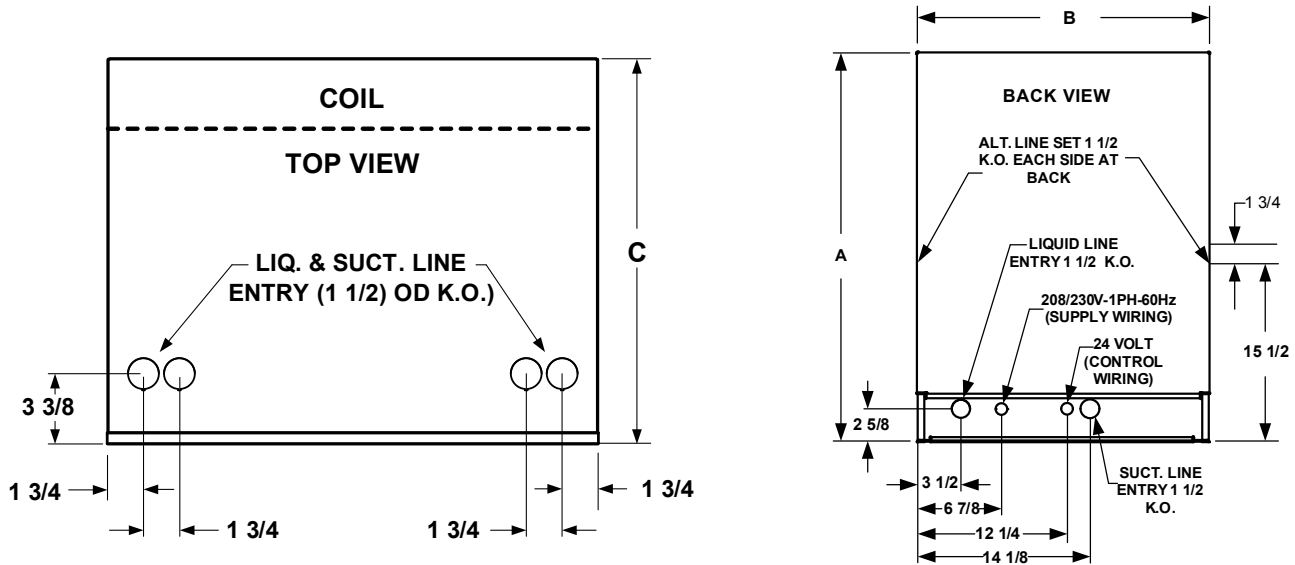
WHSC Series units are sold and intended for use only with blower coil and air handler units with ECM motors.

## FACTORY MATCHED INDOOR AIR HANDLERS

First Co. offers a complete line of indoor air handlers, factory matched and performance-certified to DOE. An air handler style is available for every application, including closet, recessed wall, and recessed ceiling installations.

**Note:** To determine certified indoor/outdoor combinations, go to [www.firstco.com](http://www.firstco.com).

## DIMENSIONS & DATA



### PHYSICAL DIMENSIONS

UNIT MODEL	A	B	C	LIQ/SUCT. LINE CONN. (SWEAT)	APPROX. SHIP WT.
12WHSC	44	27	23	3/8 O.D. / 5/8 O.D.	235
18WHSC				255	
24WHSC				260	
30WHSC				270	

### ELECTRICAL DATA 208/230V - 1PH - 60 HZ

UNIT MODEL	COMPRESSOR		CONDENSER FAN		MIN. CIR. AMPACITY	MAX. OVERCURRENT PROTECTION
	LRA	RLA	FLA	HP		
12WHSC	25	5.1	2.8	1/3	11	15
18WHSC	47	7.18	2.8	1/3	13	20
24WHSC	59	9.17	2.8	1/3	15	30
30WHSC	71	10.45	2.8	1/3	17	30

Contact First Co. for certified coil combinations.

**Note:**

- (1) SEER and capacity information are combination ratings certified by First Co. to the U.S. Department of Energy and AHRI. To view (and search) this listing, go to: <http://www.regulations.doe.gov/certification-data/> or <https://www.ahridirectory.org/>
- (2) Contact First Co. for certified coil combinations.



## ACCESSORIES

OPTIONAL INSULATION JACKET FIGURE 1					
PART NUMBER	USE WITH	DESCRIPTION	DIMENSIONS		
			H	W	D
9WHJ-1	All WHSC models	Insulation jacket	46-1/4	29-1/2	12

OPTIONAL ARCHITECTURAL LOUVER (FIELD INSTALLED) FIGURE 2				
PART (1) NUMBER	USE WITH	DIMENSIONS		
		H	W	D
G212A G212PPA G212S	All WHSC models	44	27	23

**Notes:**

1. "A" = Clear Anodized | "PPA" = Paint Prepared Aluminum | "S" Custom Painted
2. Louver screws to the "face" of the condensing unit in place of the factory wire guard.
3. Louvers can be factory painted almost any color. Contact the factory for additional information and cost.

OPTIONAL INSULATION SLEEVE (SEE MATCHING LOUVER) FIGURE 3					
PART NUMBER	USE WITH	DESCRIPTION	DIMENSIONS		
			H	W	D
9WHS-1	All WHSC models	Sleeve installs in rough-in to facilitate condensing unit installation and removal for service	45-1/2	27-1/2	13



Figure 1  
Insulation Jacket



Figure 2  
Architectural Louver



Figure 3  
Insulation Sleeve

In keeping with its policy of continuous progress and product improvement, First Co. reserves the right to make changes without notice.



*AMERICAN-MADE. FAMILY OWNED.*



FIRST CO.  
P.O. BOX 270969 - DALLAS, TEXAS 75227  
PH. (214) 388-5751 | FAX (214) 388-2255  
[WWW.FIRSTCO.COM](http://WWW.FIRSTCO.COM)

**SEPTEMBER 2024**